

SPECIFICATIONS Mycenter-HX300iG

Table

Table Size	305 x 305mm (12.0" x 12.0")
Table Indexing	0.001 Degree (4th Axis)
Tapped Hole (Size x Qty.)	M16 x 2.0 x 16
Max. Table Load	250kg (550 lbs.)
Max. Workpiece Dia.	Ø500mm (Ø19.7")
Max. Workpiece Height	745mm (29.3")

Travels

X-Axis Travel	460mm (18.1")
Y-Axis Travel	510mm (20.0")
Z-Axis Travel	560mm (22.0")
B-Axis Travel	0 to 360 Degrees
Table Surf. to Spindle Center	50 to 560mm (2.0" to 22.0")
Table Center to Spindle Nose	60 to 620mm (2.4" to 24.4")

Spindle

Spindle Taper	#40 NST (HSK-A63 Opt.)
Spindle Speed	40 to 15,000min ⁻¹ (20,000min ⁻¹ Opt.)
Drive Method	Direct Drive
Maximum Spindle Torque	95.5 N·m (70.4 ft·lbs)
Spindle Motor	22kW (30HP AC/ 5 min) 15kW (20HP AC/10 min) 11kW (15HP AC/30 min) 7.5kW (10HP AC/Cont.)

Feed

Rapid Feed X,Y,Z	60m/min (2,362ipm)
Cutting Feed Rate X,Y,Z	60m/min (2,362ipm)
Rapid Feed (B-Axis)	54,000 deg/min (150 min ⁻¹)

APC

Number of Pallets	2
APC Change Time	8.5 seconds

ATC

Tool Storage Capacity	50 Tools (Opt.100,150,200)
Tool Selection Method	Random Bi-Directional, Fixed Pot
Tool Holder Style	CT (BT) 40 (HSK-A63 Opt.)
Max. Tool Dia.	Ø95mm (Ø3.7") / Ø150mm (5.9")
Max. Tool Length	350mm (13.8")
Max. Tool Weight	10kg (22 lbs.)
Tool to Tool	1.3 seconds
Chip to Chip	2.5 seconds, min.

Utilities


Power Requirement	45 KVA, 200v AC, 3 Phase 50 KVA, - Opt. 20,000rpm Spindle
Air Requirement	0.5 MPa, 280L/min (90psi, 10cfm)

Machine Dimensions

Required Space (W x D)	2,759 x 3,574mm (108.6" x 140.7")
Machine Height	2,700mm (106.3")
Machine Net Weight	9,100kg (20,020 lbs.)

Control Arumatik[®]-Mi Control

Available Options



Spindle and Tool Probes



Field Retrofittable 5th Axis Rotary Tables (available on both pallets)

Up to 1000psi Coolant Thru the Spindle Available



Production Monitoring Software



Smart Fixturing and Workholding Options



Kitamura Machinery Co., Ltd. (Headquarters)
TEL: (0766) 63-1100 FAX: (0766) 63-1128
www.kitamura-machinery.co.jp

Kitamura Machinery of U.S.A., Inc. (Chicago)
TEL: (847) 520-7755 FAX: (847) 520-7763
www.kitamura-machinery.com

Kitamura Machinery GmbH (Düsseldorf)
TEL: (0211) 65-6077 FAX: (0211) 904-7916
www.kitamura-machinery.eu



MYCENTER[®]

HX300iG



HORIZONTAL MACHINING CENTER

SIMPLIFY THE COMPLICATED


HX300iG Ultra-compact mid-size #40 HMC offers high speed, profit enhancing features

Made in Japan quality, rigidity and reliability for high-production environments


- Rigid 9,100kg (20,020Lbs) Meehanite cast construction manufactured in Japan with craftsmanship in handscraping techniques
- Field expandable 2-station APC with high speed 4th Axis rotary table and rotary scale. DD motor driven with rapids 54,000deg/min (150min⁻¹)
- Ultra-high-speed rapid/cutting feeds, 60m/min (2,362ipm)
- Ultra-high speed tool change, T-T 1.3 Seconds
- High performance THK double roller linear guideway system
- Powerful 15,000min⁻¹, 30HP Direct Drive, Dual Contact Spindle. 20,000min⁻¹ HSK spindle is an available option.
- Ballscrew cooling and fine resolution linear Scale feedback in X, Y, Z axes.
- Standard hinge belt style conveyor combined with dual internal chip augers = High efficiency chip evacuation



All mating surfaces are hand scraped to assure an absolutely perfect fit. No need for geometry compensation to adjust for squareness, parallelism and perpendicularity. High performance THK double roller linear guideways offer long life expectancy while holding accuracies. Smooth and quiet operation.



Generous Work Envelope.
Ø500mm (Ø19.7\") x 745mm (29.3\") H. Standard 2-APC system and full 4th axis offer smart fixturing and work holding options. An additional 5th axis can be added to BOTH pallets in the field for ultimate flexibility and less handling of your more complex parts.



High Speed B-Axis - DD Motor Driven 54,000deg/min (150min⁻¹) Rotation.

- Positioning Accuracy ±2 arc sec
- High resolution built-in Heidenhain rotary encoder
- Zero backlash
- Dramatically faster indexing time reduces out of cut time and increases the amount of material removed in milling applications. Turning is possible with "Fastest in class" rapid feeds.



Standard 50-Tool Automatic Tool Changer minimizes tool change time for maximum cutting time. Kitamura's exclusive, patented fixed pot ATC system assures tools are always returned to the same pot and the next tool to be used is kept in a "stand-by" pot. Up to 200T can be added in the field for increased capability.



Pioneering Icon CNC Operation with Interactive Touchscreen Display Technology

Arumatik®-Mi

- 67 Million pulse encoder technology with 8,192 block look-ahead processing speeds
- Software upgrades throughout the life of the control
- Fanuc user-friendly
- Completely customizable and expandable user experience
- Video Guidance and visual programming screens

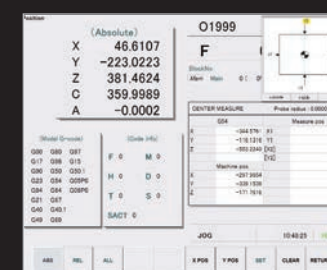
Positioning Accuracy $\pm 0.002\text{mm}$ ($\pm 0.000079''$) / Full Stroke

World renowned JAPANESE

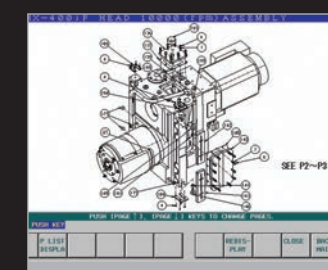
The latest in control technology with a focus on ease of use for the operator



Customizable Icon Screen. Advanced touch screen capabilities with user customized main menu touch screen and a variety of visual programming screens and functions that offer the operator faster and easier methods of part set-up and processing.



Work Set Assistance. Set-up work offsets with just a few keystrokes. Four types of measurements are possible. Edge side measure, center measure, 3 point diameter center measure and corner measure if angular.



Maintenance Support Function. Kitamura's Maintenance Support Function Offers operator convenience in displaying methods of machining maintenance, repair and parts support on the NC Screen



Intelligent Advanced Control System. Controls the effects of heat displacement in order to ensure continuous accuracy in machining. Minimizes head displacement to less than ± 5 microns. 6 sensors positioned on the machine measure and monitor temperature of machine and compensation guarantees positioning accuracy of $\pm 0.002\text{mm}$ ($\pm 0.000079''$) / Full stroke. Kitamura patented system since 1998.

**Daily Thermal Graphic Display*

Repeatability $\pm 0.001\text{mm}$ ($\pm 0.000039''$)

design, engineering and manufacture since 1933